

EMERGENCY PREPAREDNESS QUICK TIPS GUIDE





TABLE OF CONTENTS

- 3** Threats and hazards always exist
- 4** What is a hazard?
- 5** Turn around don't drown
- 6** How do I develop an effective family plan?
- 7** What is an emergency kit and what is in it?
- 9** I own a business, how can I prepare for a disaster?
- 10** In a disaster, who can I call for information?
- 11** When to evacuate?
- 12** Where do I go for sheltering?
- 14** Can I take my pets to a shelter?
- 15** I have medical needs, where do I go for sheltering?
- 16** How do I keep my family safe after a disaster?
- 17** How am I notified when severe weather is approaching?
- 18** How can I volunteer to help after a disaster?
- 19** Point of Distribution Sites (PODs)
- 20** Treating serious injuries
- 21** Where can I go for more information?
- 24** Important numbers I should know



CITY OF FORT LAUDERDALE OFFICE OF EMERGENCY MANAGEMENT

2200 Executive Airport Way
Fort Lauderdale, FL 33309
954-828-6700



Failing To Plan Is Planning To Fail

- Alan Lakein

The City of Fort Lauderdale provides many emergency services to the citizens on a daily basis. Some of these services are social services, health, sheltering of evacuees, and Emergency Management.



The City of Fort Lauderdale recognizes that emergency management is every employee's responsibility as well as the public's responsibility. The City of Fort Lauderdale's Office of Emergency Management must maintain the highest standards in preparedness and planning efforts.

During threatening conditions, Emergency Management acts proactively according to the threat by elevating the response or activation level of the Emergency Operations Center.

There are three activation or operational levels:

ACTIVATION LEVEL 3

IS THE LOWEST LEVEL

ACTIVATION LEVEL 2

IS A MODERATE LEVEL

ACTIVATION LEVEL 1

IS THE HIGHEST LEVEL

»» What is a hazard?

When you think of hazards in the City of Fort Lauderdale, hurricanes probably come to mind. While hurricane season runs from June 1 through November 30, there are a number of other hazards that impact our community year round.



Hurricanes are a type of tropical cyclone, which is a generic term for a low pressure system that generally forms in the tropics. Florida is located near the tropics and westerly winds that blow off

the African coast, make the state more vulnerable to hurricanes and tropical storms.



Wildfires often begin unnoticed and can spread quickly, igniting brush, trees and homes. Wildfires occur during prolonged drought with dry vegetation.



Tornadoes are violent and destructive to whatever is in their path. They vary in size and can reach up to 300 mph in wind speed. The City of Fort Lauderdale has a rather flat terrain, which is

conducive for tornado activity. In the event of a tornado watch or warning, seek shelter in an interior room, without windows, on the lowest floor of a safe building until the watch/warning is over.



Sinkholes are depressions or holes in the ground created by the collapse of the surface from water erosion. They can form gradually over time or suddenly. Sinkholes vary in size and have been recorded

up to 350 ft in diameter. A sinkhole will swallow anything within its diameter, including entire buildings, vehicles and people.



Flooding is quite prevalent in the City of Fort Lauderdale. Typically after a storm event, flooding causes damage to property and can become a health hazard.

Additional hazardous that can impact our community:

- **Electrical Grid Failure**
- **Severe Drought**
- **Earthquakes**
- **Terrorism**
- **HazMat Release**
- **Extreme Heat**
- **Water Shortage**
- **Infrastructure Failure**
- **Public Transportation Accident**
- **Agricultural/Livestock Disease**
- **Geomagnetic Storm**
- **Extreme Cold**
- **Pandemic**
- **Radiation**
- **Space Debris**

Turn around don't drown

FLOODING

Do you know your flood hazard? Maybe you live in an area that floods frequently in heavy rain. Has your home or one close to you ever flooded?

These may be clear signs that you have a potential to flood. If you have any of these indicators, you should consider the following:

- Talk to your insurance agent about flood insurance
- Keep important documents and equipment well above a potential flood threatened area
- Ensure that your home meets current building standards
- Turn off power at the circuit breaker panel or fuse box before you evacuate from rising water
- When an evacuation order is issued, follow the instructions of your local officials
- Emergency Management in partnership with the National Weather Service, will issue a flood alert notification.
- Know your evacuation route to safety
- Keep natural and storm waterway passages clear of debris so that water can drain from your property effectively

FLOOD — WATCH AND WARNING

FLOOD WATCH: Flooding possible in your area.

FLOOD WARNING: Flooding is occurring or will occur very soon.

FLASH FLOOD WATCH: Heavy rains are occurring or expected and are likely to cause flash flooding in specific areas.

FLASH FLOOD WARNING: Flash flooding is occurring or imminent in designated areas.

SANDBAGS

Sandbags can be an effective way to prevent or reduce floodwater damage. Here are some tips on sandbag use:

- Have enough sand and bags to build a barrier long enough, wide enough and high enough to withstand collapse and erosion
- Do not try to sandbag your entire structure or property
- Sandbags DO NOT guarantee a water-tight seal, but are satisfactory for use in some situations, like at doorways
- Use bags about 14" - 18" wide, and 30"-36" deep
- Heavy bodied or sandy soil is most desirable for filling sandbags, double bagging is suggested when using coarse sand
- Get help to fill sandbags
- Fill between one-third (1/3) to one-half (1/2) of capacity



» How do I develop an effective family plan?

Discuss with family members determining what you will do in the event of a disaster:



- Agree on a rally point; one right outside your home in case of an emergency, like a fire. Choose a location outside your neighborhood in case you cannot return home
- Designate a friend or relative outside your community as a central communication checkpoint for family members to call with information
- Before hurricane season and before evacuating, check to be certain your home and its contents are secure and are insured properly
- Consider family members who require special needs
- Have a plan for your pets
- Teach your children how and when to call 911
- Photograph the interior, exterior, and contents of your home for insurance verification.

- Make sure everyone knows how to shut off gas, water, and electricity at the main switches. If you turn off the gas, a professional should turn it back on to avoid a possible explosion or gas leak
- Smoke detectors should be on every level of your home, especially near bedrooms
- All family members should know how to use your fire extinguisher and where it's located
- Show your family where your emergency supply kits are located
- Discuss the best escape routes from your home and determine two ways of escape from every room
- Take a first aid and CPR class from your local American Red Cross chapter to be better prepared to help others, including family members



Make an effort to discuss your family plan every six months and practice your plan.

What's an Emergency Kit and what's in it? <<



Disaster Supply Kit

A disaster supply kit should be kept in a place that has easy access in case you have to evacuate quickly. Make sure all family members know where the kit is stored. It is also a good idea to keep a similar kit at work and in your car.

It is best to use an easy to carry container such as a duffel bag or back pack. Some necessary items to pack include a NOAA Weather Radio flashlight, battery operated AM-FM radio, face masks, bandages, gloves, first aid ointment, heavy tape, and extra batteries.

Always keep fuel in your car's tank since gas stations may be closed or pumps may not work due to power outages. Do not store filled gas containers in the trunk or cabin of your vehicle. Many disasters do not allow time for gathering the most basic necessities. This is why you should prepare your supplies now.

WATER

Water is key to survival. Your body is 75% water, and it requires at least 4 quarts of water per day. Water helps maintain body temperature and to digest food. In warmer weather it may be necessary to double the amount of water for children, nursing mothers, and those in poor health. Generally, you'll need three gallons of water per person per day for drinking and personal hygiene. For your evacuation kits, the amount will vary depending upon storage space, the number of people and how much room will be available during transportation. Replace stored water every three months. This is easily accomplished by rotating new water to storage and using the previously stored water.



Use household chlorine bleach and a medicine dropper to make disinfectant and make water safe for drinking.

For Disinfectant: dilute nine parts water to one part bleach.

For Drinking: treat water by using 16 drops of regular household liquid bleach per gallon of water. Do not use scented, color safe or bleaches with added cleaners. USE CHLORINE BLEACH ONLY.

» What's an Emergency Kit and what's in it?



FOOD

It is necessary to store three to seven days supply of nonperishable food for each person. Foods requiring no refrigeration, preparation or cooking, and that are small and light-weight are best. Label and date each item and store in a cool, dry place. Rotate the food supply every six months.

Examples:

- Peanut butter and jelly, nuts, trail mix, and raisins
- Ready-to-eat canned meats, fish, fruits, and vegetables
- Powdered milk
- Crackers, cookies, hard candy, granola, and fruit bars
- Instant coffee/tea, juices, and sport drinks

TOOLS AND MISCELLANEOUS ITEMS

- Manual can opener
- Change of clothing for each person
- Blanket for each person
- Battery-powered radio and extra batteries
- Flashlight and extra batteries
- Insect Repellent
- First aid kit and prescription medications
- Dust mask for each person to filter air for breathing
- Moist towelettes or baby wipes
- Garbage bags for sanitation

- Special needs items for infants, seniors, and the disabled
- Matches or a lighter
- Flares or whistle to signal for help
- Water purifying kit
- Compass and camping survival manual
- Extra car/house keys and CASH

PERSONAL DOCUMENTS & CONTACT INFORMATION

It is important, especially in the event you must evacuate to make copies of essential personal documents and keep them in a safe place outside your home (safety deposit box, or at the home of an out-of-town friend or family member).



- Driver's license
- Birth certificate
- Marriage certificate
- Social security cards
- Passports
- Wills
- Deeds
- Powers of attorney
- Immigration papers
- Immunization records
- Inventory of valuable household items
- Insurance papers
- Stocks and bonds
- Emergency contact list and phone numbers
- Local map
- Photos of interior, exterior, and contents of home

I own a business, how can I prepare for a disaster? <<




Did you know that 43% of businesses that experience a disaster and have no emergency plan never reopen?

Countless businesses have been affected, both physically and monetarily, due to disasters. Here are some ways to reduce the impact a disaster may have on your business:

- Create an Evacuation Plan and post the Evacuation Plan on each level of your building
- Conduct evacuation drills annually with employees
- Have a plan in place to secure your doors and windows
- Did you know that 43% of businesses that experience a disaster and have no emergency plan never reopen?
- Back up all data files and store them in a secure location or alternate location
- Make provisions to work without electricity, water, sewage and telephone service for up to two weeks
- Have your business appraised every four years
- Keep a current inventory of all office machines and supplies
- Photograph all of your office equipment
- Have copies of your insurance papers in a location away from your building
- Talk with your insurance agent about business interruption insurance, account receivable insurance, valuable paperwork insurance, and even income destruction insurance
- Keep a record of companies that provide disaster recovery services such as cleanup

» In a disaster, who can I call for information?



The City's Hurricane Hotline is activated to provide information before, during and after a hurricane.

Call the Hurricane Hotline at 954-828-8888



The City of Fort Lauderdale Customer Service Center is a full service number to call for questions about drinking water, wastewater, recycling, garbage, and yard waste.

Contact our Customer Service Center at 954-828-8000 or visit www.fortlauderdale.gov/FixItFTL.

When to evacuate? <<

Residents and visitors of Fort Lauderdale located west of U.S. 1 (Federal Highway) typically will not need to evacuate. However, households east of U.S. 1 should consider the following points as they may be advised to evacuate:

- When ordered to evacuate don't delay your departure
- Slight delay will result in significantly longer travel times as traffic congestion worsens
- Fill up your car with gas before you leave
- Select an evacuation destination that is nearest to your home
- Hotels will fill up quickly so be sure to make reservations
- If possible, make arrangements to stay with a friend or relative who resides closest to your home and who will not have to evacuate
- When evacuating to another county or region, be prepared to wait in traffic
- Be alert for road hazards such as washed-out roads or bridges and downed power lines
- Do not drive into flooded areas



Check FDOT's 511 for Emergency Roadway Information

511 provides real-time traffic information, including travel times, congestion, lane closures, emergency evacuation information and more on all of Florida's interstate highways, toll roads and many other metropolitan roadways.

There are five convenient ways for motorists to receive traffic updates:

- **Call 511 toll free for updates in English and Spanish from any landline or mobile phone.**
- Visit FL511.com for interactive roadway maps showing traffic congestion and crashes, travel times and traffic camera views.
- Sign up for a "My Florida 511" account at FL511.com to create custom routes and register for email, text or phone alerts.
- Download the free Florida 511 mobile app available on [Google Play](https://play.google.com/store/apps/details?id=com.fl511) or [Apple App Store](https://apps.apple.com/us/app/fl511/id1046444444).
- Follow one of the 12 statewide, regional or roadway-specific [Twitter](https://twitter.com/FL511) feeds ([#FL511](https://twitter.com/FL511)), including [@FL511_I95](https://twitter.com/FL511_I95), [@FL_511_I4](https://twitter.com/FL_511_I4) and [@FL511_I10](https://twitter.com/FL511_I10).

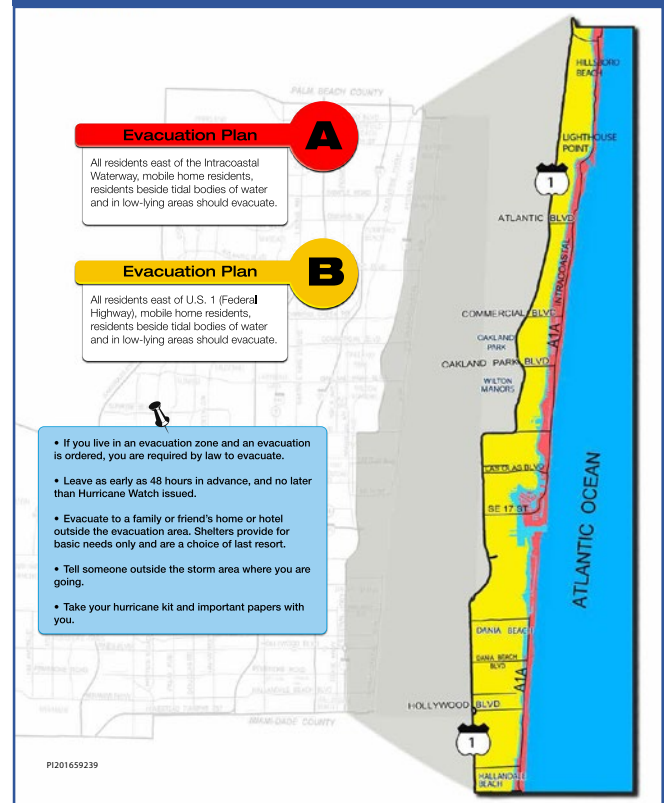


Become familiar with alternate routes and other means of transportation out of your area. Choose several destinations in different directions so you have options in an emergency.



EMERGENCY HOTLINE:
311 or 954-831-4000

EMERGENCY EVACUATION MAP



Evacuation Plan A

All residents east of the Intracoastal Waterway, mobile home residents, residents beside tidal bodies of water and in low-lying areas should evacuate.

Evacuation Plan B

All residents east of U.S. 1 (Federal Highway), mobile home residents, residents beside tidal bodies of water and in low-lying areas should evacuate.

» Where do I go for sheltering?

Broward County has three types of emergency shelters:

- General population shelters
- Pet friendly shelters
- Special needs shelters (People with medical needs)

While evacuating to a general population shelter, bring some of your own supplies such as:

- Bed linens & blankets
- Clothing, toiletries/hygiene items
- Personal medications

What to Expect in a Shelter:

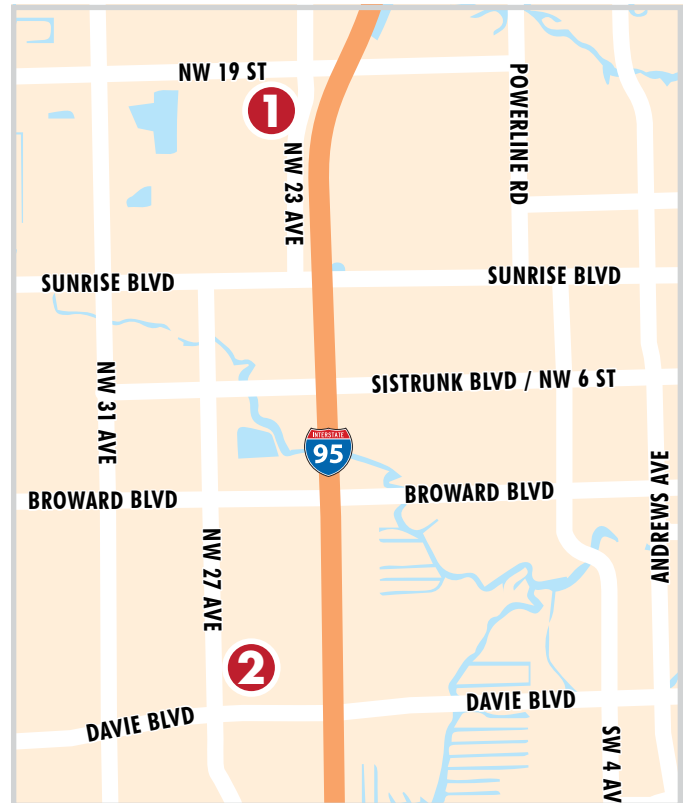
When disasters occur, Broward County provides refuge in temporary emergency shelters, mostly located in schools.

General population shelters are well stocked with basic necessities for survival including food, water and a place to sleep. However, shelters will not be able to provide the same level of convenience as a friend or family member's home or a hotel. Oftentimes, shelters are crowded, noisy, boring, short-staffed and offer very little privacy.

It should also be expected that, although a general population shelter is able to provide basic first aid, a person with medical needs should consider looking into eligibility requirements for a Special Needs Shelter if their particular medical condition requires daily medical assistance.

Shelters in the City of Fort Lauderdale include the following:

- 1 Arthur Ashe Middle School**
1701 NW 23rd Avenue, Fort Lauderdale, FL 33311
- 2 Riverland Elementary School**
2600 SW 11th Court, Fort Lauderdale, FL 33312



Public emergency shelters are a place of last resort. It is best to stay at a hotel, relative's home, or friend's home outside of the impact area.

Where do I go for sheltering? <<

SHELTER CONSIDERATIONS

Infants, children, teenagers, adults, seniors, disabled persons, and pets have special needs to consider when planning your Disaster Supply Kits. Consider involving your children in the packing process and possibly have them pack their own kit. It's important to include comfort and entertainment items for everyone.

Examples of items to think about packing in your kits




INFANTS:

- Baby food/formula
- Breast pump
- Bottles
- Diapers
- Powdered milk
- Medications
- Baby wipes
- Diaper rash ointment
- Pacifier(s)



CHILDREN & TEENAGERS

- Favorite blanket or pillow
- Books & magazines
- Crayons, colored pencils, coloring books
- Games & toys
- Pencils, pen, paper
- Contacts/glasses
- iPod/iPad & chargers
- Small CD/mp3 collection



ADULTS & SENIORS

- Prescriptions and dosages
- Insulin/blood sugar test kit
- Oxygen
- Denture needs
- Contact/lenses
- Hearing aid batteries
- Extra wheelchair batteries
- A list of medical devices such as pacemakers
- A list of medical problems/allergies
- Copies of insurance and Medicare cards
- List of physicians and emergency contacts
- Absorbent pads
- Catheters

Vulnerable Population Registry Available

The Vulnerable Population Registry is available for residents who are at risk due to disability, frailty or health issues, regardless of age, who elect to stay at home in the event of a hurricane or other emergency. The Registry is a partnership between Broward County and municipalities, including the City of Fort Lauderdale, to help emergency responders better plan for recoveries from hurricanes and other emergencies. It is not a guarantee of assistance.



You can register online or by calling 311 in Broward or 954-831-4000 (TTY 954-831-3890). All the information provided will be held in the strictest confidence as required by State law.

» Can I take my pets to a shelter?

Pet friendly shelters

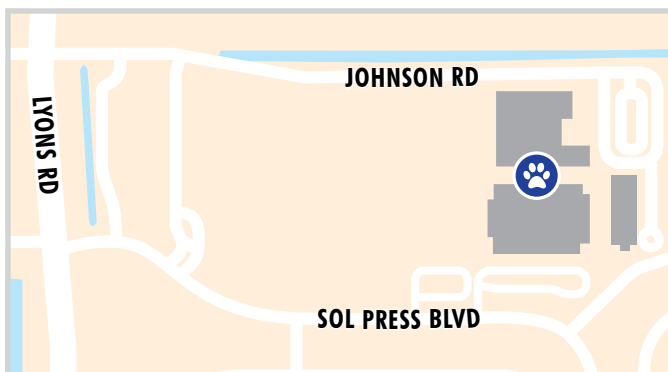
Certain shelters are designated as pet friendly. These shelters are on a first-come-first-serve basis. Pets accepted include dogs, cats, domestic birds, rabbits, gerbils, guinea pigs, mice and hamsters. All pets must be in a carrier/crate and all dogs must have a collar with leash. Residents should be prepared to show proof of rabies certificate for dogs and cats, and their pet's Broward County Registration Tag. Bring supplies to care for your pet, including food and water, food/water bowls, cat litter and litter box, medicine, cleaning supplies, etc. Service animals are permitted in General Population Shelters so long as the pet meets the requirements under Federal law. Visit ADA Requirements for Service Animals at https://www.ada.gov/service_animals_2010.htm for additional information.

Broward County Pet Friendly Shelter location:



Lyons Creek Middle School

4333 Sol Press Blvd., Coconut Creek 33073



Owners should bring the following supplies:

- Crate to house your pet with enough room to stand up, lie down, and stretch out.
- Labeling crates with the pet and owner's name and phone number is mandatory
- Medications (in waterproof bag)
- Food (in waterproof bag), water and bowls
- Blankets/toys
- Cleaning supplies including paper towels, spray bottles, trash bags
- Leash and harness/ collar with Identification tag (s)
- Veterinary records for each pet in an air tight bag
- Photograph of your pet
- Store items in a plastic tote container
- Use air tight bags within tote

Supplies for your pet should be adequate to last seven days at a minimum.

I have medical needs, where do I go for sheltering? <<



Special Needs Shelters are for residents that require health care assistance with activities for daily living.

Examples include:

- Medical assistance with the administration of medicines
- Oxygen and/or electricity dependent
- Emphysema, partial paralysis, heart problems, Parkinson's disease, dementia or incontinence

You must apply annually for Special Needs Shelter admission.

If you plan on going to a Special Needs Shelter, pre-registration is encouraged to ensure that the shelter is adequately prepared to meet your needs. If you pre-register, you are not obligated to go to the shelter in an emergency. You can change your plans without notice if you make other arrangements.

To pre-register, call Broward County Human Services Department at 954-357-6385 (TTY 954-357-5608)

TRANSPORTATION

Transportation is available for residents staying at one of our Special Needs Shelter.

THINGS YOU CAN DO BEFORE BEING PICKED UP:

- Pack a bag and be ready to go
- Medications for 3 weeks, list of medications, Pharmacy name & number, Doctors' name & number, your walker, wheelchair and other medical equipment
- Bring all equipment if oxygen dependent
- Clean clothes for three days
- Extra eye glasses, flashlight, and reading material
- Blankets and pillows, sheet if desired for cot
- Personal hygiene items, towel & wash cloth
- House keys and car keys
- Personal phone book or list of important numbers and important papers, including identification, sealed in zip-lock bags
- Folding chair, lawn chair or cot
- Non-perishable food and snacks, items if you require a special diet
- Medical orders including "Do Not Resuscitate" order, if applicable
- Call caretaker and family to inform them of your evacuation plans
- Turn off electricity, water and gas if possible. Be sure to follow turn off instructions given by your utility company

HOSPITAL ADMITTANCE

Unstable medical condition or on-going treatment may require hospital stay during an emergency. This includes late term pregnancy and other unstable conditions. Please consult with your physician, because a Special Needs Shelter may not be the best option for you.

» How do I keep my family safe after a disaster?

Many residents who lose power may turn to emergency generators to ensure a continuous flow of electricity to refrigerators, freezers, lights, fans and other appliances. Residents should exercise extreme caution while using any type of generator. While generators are a convenience in keeping appliances running during a disaster, they can also create hazards for homeowners and electric utility workers.




⚠ DANGER	
Using a generator indoors CAN KILL YOU IN MINUTES. Generator exhaust contains carbon monoxide. This is a poison you cannot see or smell.	
 NEVER use inside a home or garage, EVEN IF doors and windows are open.	 Only use OUTSIDE and far away from windows, doors, and vents.

OPERATING A GENERATOR:

- Always operate a generator in accordance with manufacturer's guideline or instructions. Do not operate more appliances and equipment than the output rating of the generator
- To avoid Carbon Monoxide (CO) poisoning at least one CO detector should be installed within your home and **never use a generator indoors or in attached garages**. Only operate the generator outdoors in a well ventilated, dry area away from air intakes to the home
- To avoid electrocution, plug individual appliances into the generator using heavy duty, outdoor rated cords with a wire gauge adequate for the appliance load
- If connecting into the house wiring is necessary on a temporary basis, homes should have a transfer switch installed by a licensed electrician
- A transfer switch allows your house to receive power directly from a portable generator as opposed to through the main circuit breaker
- Transfer switches isolate the circuits supplied by the generator and prevent back feeding, inadvertently energizing circuits in both systems
- Back feeding can occur when a generator is connected directly to the electric panel or circuit in a home. Feeding power back into the utility system during an outage will energize the transformer serving the house and could pose a serious threat to line and service and tree crews working to restore power in the area who may not know they are working with an energized line
- Before restoring power to your home ensure all appliances are turned off

How am I notified when severe weather is approaching? <<



“Weather Radios are small in their physical form, however they are enormous in relation to the amount of early warning information that can be delivered to the community when a disaster strikes.” - Emergency Management Director, Chief Jermaine Frazier

NOAA Weather Radio (NWR) is the fastest and most reliable means of receiving life-threatening weather information! NWR is a free service provided by the National Weather Service, 24 hours a day, 7 days a week. Routine programming includes the latest weather conditions, summaries, and forecasts of significant weather expected within the next 1-3 hours.

One of the most important reasons to own a weather radio is the ability to receive up to the second information on severe weather, such as hurricanes, severe thunderstorms, large hail, strong and damaging winds, tornadoes, and flash floods. NOAA Weather Radios also broadcast other critical alerts. These include; hazardous materials incidents, evacuations, and other civil emergencies.

Many weather radio receivers are equipped with a tone alert and activate the moment severe weather threatens the Broward County area, and the “SAME” (Specific Area

Message Encoder) receivers even allow you to select specific areas (counties).

Many department stores, grocery chains, and home improvement stores carry the NOAA Weather Radio. The price of around \$20 - \$100 is minimal compared to the safety and peace of mind it can offer you and your family. The NWR Tone Alert feature and SAME data burst is routinely tested every Wednesday between 11 AM and Noon. Some broadcasts are also available on the Internet. Go to the National Weather Service web page for programming information www.srh.noaa.gov/mlb.

Fort Lauderdale Radio Station:

WPZK221 - 1610AM

SAME Receiver FIPS Codes:

State - 012

Broward - 011

» How can I volunteer to help after a disaster?



Neighbors Helping Neighbors Train to help before disaster strikes

The City of Fort Lauderdale recognizes how large of a role volunteers play before, during, and after disasters or emergencies. Volunteers provide essential and unmet needs to disaster survivors that make for an easier recovery process.

There's a multitude of opportunities to serve your community. The City of Fort Lauderdale Community Emergency Response Team (CERT) is a fantastic choice. The goal for the CERT program is to increase community awareness of disaster preparedness by providing training in the following areas:

- Basic first aid
- Fire suppression
- Weather observation
- Basic search and rescue
- Damage assessment
- Disaster drills

The City of Fort Lauderdale fills the leadership role for the Volunteer Reception Center (VRC) and supports the Points of Distribution (POD) Program. For more information on Fort Lauderdale's CERT program send an email to FTL.EM@fortlauderdale.gov with the subject line "CERT Training."



Point of Distribution Sites (PODs)



Point of Distribution sites are temporary locations established before basic services are fully restored to dispense life sustaining commodities or other essential supplies. To accomplish this task, Emergency Management will establish Points of Distribution (POD) at predesignated locations throughout the city. Activating a POD involves community builders from various departments including volunteers such as the CERT team. When recovery has reached a point where the local community can sustain itself, the POD will close.



» Treating serious injuries

Injuries are common in disasters, but there are simple things you can do to comfort those who are hurt and prevent further harm. It's always a good idea to learn first aid, CPR and the Heimlich maneuver.



Burns

Flush burned are with cool water. Do not use ice or ointments except on minor burns. Do not break blisters or remove clothes stuck to skin. Cover injured area with a dry, clean dressing. Call 911 to seek further medical attention by a healthcare provider.

Shock

Indicated by pale, clammy skin; weakness; fast breathing; rapid, weak pulse; confusion. Lay victim on his/her back with feet raised. Keep victim warm.



Traumatic injuries are often sudden and unexpected; they can occur due to falls, accidents and intentional violence. Learning how to Stop the Bleed can help increase the chances of survival following traumatic injury.

STOP THE BLEED COURSE WILL TEACH:

- The importance of prompt bleeding control to prevent death from hemorrhage
- How to identify life-threatening bleeding injuries
- How to utilize bystander bleeding control techniques to control various bleeding injuries

FOR TRAINING:

EMAIL: FTL.EM@fortlauderdale.gov

CALL: 954-828-6700



BLEEDINGCONTROL.ORG

Where can I go for more information? <<

City and County Resources

City of Fort Lauderdale:

www.fortlauderdale.gov

Neighbor Customer Service:

www.fortlauderdale.gov/FixItFTL



Facebook:

[/cityoffortlauderdale](https://www.facebook.com/cityoffortlauderdale)



Twitter:

[@FTLCityNews](https://twitter.com/FTLCityNews)



Instagram:

[/cityoffortlauderdale](https://www.instagram.com/cityoffortlauderdale)

Broward County Health Department:

www.floridahealth.gov

State Resources

Florida Division of Emergency Management:

www.FloridaDisaster.org

State Emergency Response Team:

www.floridadisaster.org/index.asp

Florida Emergency Management Local Offices by County:

www.floridadisaster.org/fl_county_em.asp

Florida Health Departments by County:

www.doh.state.fl.us/chdsitelist.htm

Chapters of the Red Cross:

www.redcross.org/where/chapts.asp#FL

Florida General Population Shelters by County:

www.floridadisaster.org/shelters

Shelter Status State of Florida:

www.floridadisaster.org/shelters/summary.htm

Florida Agency for Persons with Disabilities:

www.apd.myflorida.com/customers/disaster

Florida 511 - Traffic Updates and Road Closures from Around the State:

www.fl511.com

Florida Highway Patrol - More Traffic Updates:

www.flhsmv.gov/fhp/traffic

Federal Resources

Federal Emergency Management Agency:

www.fema.gov

Department of Homeland Security:

www.dhs.gov

National Weather Service - NOAA Weather Radio:

www.nws.noaa.gov

Disability.gov:

www.disability.gov

National Organization on Disability:

www.nod.org

Ready America:

www.ready.gov

Notes

A series of horizontal dotted lines for writing notes, spanning the width of the page.



A series of horizontal dotted lines for writing notes, spanning the width of the page.



IMPORTANT NUMBERS I SHOULD KNOW

In an emergency DIAL 911!

City of Fort Lauderdale

Hurricane Emergency Hotline	954-828-8888
Neighbor Customer Service Center	954-828-8000
Police Department Non-Emergency	954-764-HELP (4357)
Emergency	911
City Commission Office	954-828-5003

Broward County

Emergency Management Agency	954-831-3900
Hurricane Hotline	954-831-4000
TTY Hurricane Hotline	954-831-3940
Special Needs Registry	954-537-2888
TTY Special Needs Registry	954-537-2882
Mass Transit	954-357-8400

State of Florida

Division of Emergency Management	850-413-9900
FEMA	1-800-621-FEMA (3362)
National Flood Insurance	1-888-379-9531
Florida Power and Light (FPL)	1-800-4OUTAGE (1-800-468-8243)
TECO/People's Gas Company	1-877-832-6747
American Red Cross (South Florida Region)	305-644-1200

Important Websites

City of Fort Lauderdale	www.fortlauderdale.gov
Broward County Emergency Management Agency	www.broward.org/disaster
State of Florida Division of Emergency Management	www.floridadisaster.org
FEMA	www.fema.gov
Florida Power and Light (FPL)	www.fpl.com
American Red Cross (South Florida Region)	www.southfloridaredcross.org
TECO/People's Gas Company	www.peoplesgas.com
National Flood Insurance	www.fema.gov/business/nfip
National Hurricane Center	www.nhc.noaa.gov